



THE OTTAWA GUILD OF POTTERS

LA GUILDE DES POTIERS D'OTTAWA

Fired UP!

INSIDE THIS ISSUE:

Your Guild Needs You
Next Meeting
President's Message
Spring Sale
Populace
Celebrating Clay
Underglaze Base Recipe
Garage Sale

Publication Date:
April 3, 2017



Your guild needs YOU by Sarah Hand

It is that time of year when we are looking for nominations for Executive and Committee positions. If you are interested or know of someone who you think would be a good candidate please contact Sarah Hand president@ottawaguildofpotters.ca or Barb Minish barbara.minish@gmail.com

The following positions are in need of volunteers:

Executive: Vice President; Treasurer; Membership Secretary; Chair of Sales Committee; Chair of Communications Committee




Committees: Publicity Coordinator for Sales Committee; Great Bowls of Fire Team; Social Media

The candidates for the Chair positions and the Treasurer are required to attend monthly executive meetings usually held just prior to the regular monthly meeting. More information about positions can be found at <http://www.ottawaguildofpotters.ca/administration/>

Please help your guild keep on the road to success.

Monthly Meeting

Next Meeting Monday April 10, 2017
Hintonburg Community Centre
7:30 pm

	<p>NOTE: Room Location Change: please meet in the Larouche Room for this meeting</p> <p>Speaker: at time of publication the program has not been finalized</p> <p>http://www.ottawaguildofpotters.ca/events/meetings/</p>
 <p>Website</p>  <p>Facebook</p>  <p>Twitter</p>	<p>President's Message by Sarah Hand</p> <p>Spring has come? Well, maybe the weather hasn't caught up but it will be warm soon. I have seen Robins and Red Wing Blackbirds and they know it's around the corner.</p> <p>Judging from my kiln it must be spring as it is working hard for me as I prepare for the Spring Sale. I hope you have considered participating. It really is a great chance to get to know your fellow potters.</p> <p>As you have heard Populace is coming along very well. I don't know about you but I can hardly wait for June 17 when we can stand back and see the finished product. Kim, Hilde and Kirstin have led us through this process with great ease. We owe them great gratitude for bringing our Guild into the limelight. Again THANK YOU Kirstin, Kim & Hilde.</p>

Spring Sale by Carol Holmes-Kerr

It's not too late to register for our Spring Sale! We still have space available. If you don't have enough pieces for a full table, try finding another member to share with.

For those guild members who are not in the sale, we still need your help. We are in need of people to help in the education and information area where there will be wheel and hand building demos. Our goal is to engage our customers by explaining the making process and helping them appreciate the pieces they are buying.



Pottery Sale

Lansdowne Park Horticulture Building
1583 Princess Patricia Way

POPULACE **April 28-30 2017**
Make a Piece of History

Friday 12 pm - 9 pm
Saturday 10 am - 6 pm
Sunday 10 am - 5 pm

Local Handmade Pottery
Free Admission
Shop and Learn

Meet the Artisans Friday 5 - 9

www.ottawaguildofpotters.ca

THE OTTAWA GUILD OF POTTERS
LA GUILDE DES POTIERS D'OTTAWA



Vente de poterie

Parc Lansdowne
Édifice de l'horticulture

POPULACE **28-30 avril 2017**
Soyez de l'histoire

vendredi 12 h - 21 h
samedi 10 h - 18 h
dimanche 10 h - 17 h

Poterie artisanale d'ici
entrée gratuite
Découvertes et emplettes

Rencontrez les artisans vendredi 17 h - 21 h

www.ottawaguildofpotters.ca

THE OTTAWA GUILD OF POTTERS
LA GUILDE DES POTIERS D'OTTAWA

We hope to have several local pottery businesses and community studios represented at the sale so people can find out where they can go to try their own hand at pottery.

If you can help, please contact carolholmeskerr@rogers.com

For those who are Facebook users, we have created an event page for the sale. Go to the Ottawa Guild of Potters Facebook page, click on Events, click on Pottery Sale and share it on your newsfeed and/or invite friends.

And stay tuned for more innovative ads for the sale through our Facebook Page and other social media. Please be sure to share these, and the rack card, with your contacts. Social media is one of the most economical and effective means of advertising.

We expect a large crowd with Populace who will be there providing the public with the opportunity to "make a piece of history." They have done some great advertising for the Spring Sale.

Happy potting everyone and hope to see you at the sale!

Details:

Fri April 28th 12 – 9pm
Sat April 29 10am – 6pm
Sun April 30 10am – 5pm

Horticulture Building at Lansdowne Park
450 Queen Elizabeth Dr Ottawa

Populace Milestone by Kirstin Davidson



Populace has reached and exceeded a milestone! On March 24th/2016 we submitted the first Ottawa 2017 application with an estimate that we would install 7350 pieces in the park. As we came to March 24th/2017, we are happy to say that we exceeded 7350 pieces! With the Public Making Event at the Guild Sale and additional workshops coming up, we are in line to reach the ultimate goal of 9000 pieces for the installation!

In other Populace news, the team had an opportunity to share the project at a concert organized by the Ottawa Chamber Music Society starring Angela Hewitt. We spoke with over 200 people that evening and invited them to join us at Lansdowne Park for the making weekend. The project was well received by the concert patrons who were inquisitive, supportive and impressed with what the guild is spearheading for Canada's 150th. It was a proud moment for us as Guild members to represent our group at this important and prestigious concert.

On February 21st, we had the pleasure of participating in Heritage Days, sponsored by one of the Ottawa 2017 funding partners, the Council of Heritage Organizations in Ottawa. During the 3 hour event, members of the public, of the Pikwakanagan First Nations and our Mayor, Jim Watson, participated in making sculptures. Our mayor indicated that he thinks it will be "one of the most popular exhibits during the 2017 celebrations." I think we would all agree with that statement!

In April, the team will be working hard to finish getting all of the currently made pieces glazed. We have additional workshops to give, though that is beginning to slow down now after giving over 50 workshops over the past 7 months. We will be attending an event at the Museum of Nature on April 4th - a soiree for museum colleagues from across Canada. We will be working with small groups that evening and sharing the story of the project with them, a great opportunity to network for the legacy phase of Populace.

Populace has been receiving media coverage, thanks to all the work Kim has done to make connections and provide info and images. In early March, Metroland Media published an article in a number of the local papers. Perhaps you or a friend saw it in your part of the city: <http://www.ottawacommunitynews.com/news-story/7174966-ottawa-potters-heat-up-a-different-kind-of-2017-celebration/> Inquiries on how groups can get involved in the making of Populace are coming in daily now, in large part as a result of that article! Most recently, Populace and our Guild was highlighted in an article in Air Canada's "Altitude Report" which detailed the top 150 things to see and do in Ottawa during Canada's 150th year. The Guild and the project are listed in the first paragraph right after the premier event – The Canadian Tulip Festival. Have a read:

<https://altitude-community.aircanada.com/en/report/capital-fun#loggedin=false> Our website is being updated to include the French translation, which is a grant requirement. Looking at the most recent Google Analytics, it is clear that people are visiting the site in increasing number. Finally, we will be looking ahead to the actual installation plan and to the official opening ceremonies. Details on all of that to come. Thank-you all for your continued support of this major Guild project. We couldn't do it without you!

www.populace2017.com

<https://www.facebook.com/populace2017/>

<https://www.instagram.com/populace2017/subscribe>



Celebrating Clay, the OGP's Monthly Exhibition by Elizabeth Davis

The Exhibition Committee is proud to announce our new partnership with Galerie Côté Créations: **Celebrating Clay**, a monthly curated show of contemporary ceramics by members of the Ottawa Guild of Potters. The gallery is an artist-run cooperative, with work by a selection of artists from Eastern Ontario and Western Quebec. Geraldine Petit-Gras is the curator and a Guild member, who is as enthusiastic as we are about this idea.

The gallery will exhibit ten pieces per month of work chosen from artist submissions, one per artist. The first exhibition starts on Saturday, April 1, with a Reception/Vernissage on the first Thursday of the month, April 6, from 6 to 9. Congratulations to the selected artists: Iris Arnon, Elizabeth Davies, Sarah Hand, Marie Hennessey, Yumiko Katsuya, Isobel Salole, Cathy Payne, Art Petch, Neil Tudeviver, and Ada Brzeski.

<http://www.ottawaguilddofpotters.ca/events/celebrating-clay/>

To apply, all you need do is submit one great photo of one of your pieces (or up to three pieces), along with your artist's bio and statement (you can simply take these from your entry under *Portfolio* on the Guild website); and you're done. You only pay the 30 dollar fee if your piece is accepted; if it is, your piece will be on display at the gallery for the full month (see website for *Call for Entries*). You must be a member and have signed in to access the submission form.

We at the Exhibitions Committee see this initiative as an excellent way of getting our work into the public eye, making money for ourselves (the gallery charges no commission on sales), and generating a regular income stream for the Guild (the 30 dollars acceptance fee will be split equally between the Guild and the Gallery).

So, when you next you open the glaze kiln and feel delight...tell yourself "Yes! I'm submitting this to next month's **Celebrating Clay**. "

Questions/ comments? exhibitioninfo@ottawaguilddofpotters.ca

For more information please visit

<http://www.ottawaguilddofpotters.ca/exhibition-requirements/>

Great & Affordable Underglaze Base submitted by Carol Holmes-Kerr
From the Appalachian Center for Crafts - Clay Studio Vince Pitelka, 2015

Mason Color Works White Underglaze Base

This recipe for an opaque white underglaze base comes from the Mason Color Works of Liverpool, Ohio, manufacturers of Mason ceramic stains. It's been in use for decades, and seems to give good results for underglaze brushwork. Like most commercial underglazes, it is not appropriate for trailing or other thick-application techniques.

Dry Materials

F-4 Soda Spar ----- 20
Kaolin ----- 10
Ball Clay ----- 5
3124 Frit -----10
Zircopax ----- 5 (or any other zircon opacifier)
Total Dry Materials ----- 50
Add Underglaze Liquid -- 75

For colors other than white, add: Ceramic stain ----- 40

Add the stain after everything else is combined, including the underglaze liquid. Vary the amount of stain for a darker or lighter color, and of course if you add a significant amount of stain you will need to add additional water to adjust the consistency of the final mix.

*To make the underglaze liquid, combine: Non-toxic antifreeze ----- 2 parts
Water ----- 2 parts
CMC Liquid ----- 1 parts*

To make CMC liquid, stir 30 grams of dry CMC in 1 qt. hot water and let it sit for 2 days. Be sure to use non-toxic antifreeze! Normal antifreeze is ethylene-glycol and is toxic. Instead, use non-toxic propylene-glycol antifreeze. It's available in auto-supply stores and is safe for people and pets. The CMC gum and propylene glycol in this mixture make it thicker and smoother than a slip containing only water, giving a smoother brushing consistency especially when applying underglaze to dry greenware or bisque ware.

When making this recipe: Dry-mix all the dry ingredients, add about 3/4 of the underglaze liquid and blend thoroughly, and then blend in more underglaze liquid a little at a time as needed until you achieve the desired brushing consistency. You may not need the full amount of underglaze liquid.

Clarification This recipe can be a bit confusing. When a recipe just provides numbers without specifying the weighing increments, the increments can be whatever you wish – grams, ounces, pounds, etc. For the sake of accuracy when mixing glazes or slips, we generally use grams. With any recipe, there is always the question of what factor to multiply the base recipe by in order to get a certain amount of final product. For example, glaze recipes are almost always given in a form where the dry raw materials for the glaze base add up to 100, plus the modifiers, colorants, etc. In a recipe that contains only dry materials, we know from experience that a batch of 12,000 grams of dry material will fill a five-gallon bucket to the rim once combined with water. But this recipe includes underglaze liquid added by weight, and that does confuse matters. Since the instructions tell us to make a quart of CMC liquid, a logical starting point is to

figure out the whole recipe based on using that full quart of CMC liquid in the underglaze liquid, adjusting all the other amounts proportionally. As explained below, by doing this we end up needing a little over 3000 grams of dry materials, and the recipe produces about a gallon and a half of underglaze base. Here's how we figured that. Combining one quart of CMC liquid with two quarts of water and two quarts of non-toxic antifreeze as per the recipe gives five quarts of underglaze liquid. A quart of water weighs 946 grams. Multiply that times five (five quarts) to get 4730 grams of underglaze liquid. The recipe specifies 75 measuring units of underglaze liquid, and if we divide 4730 by 75 we get 63.07, rounded off to 63. Thus if we use the whole five quarts of underglaze liquid, in order to get the correct proportional amounts of dry materials we multiply each amount by 63, which gives a total dry materials weight of 3150 grams. Based on these calculations, our recipe is:

F-4 spar ----- 20x63 = 1260 grams
Kaolin ----- 10x63 = 630 grams
Ball Clay ----- 5x63 = 315 grams
3124 frit ----- 10x63 = 630 grams
Zircopax ----- 5x63 = 315 grams
Total weight of dry materials -- 3150 grams
Underglaze liquid ----- 75x63 = 4725 grams
Total weight of batch ----- 7875 grams

Since 12,000 grams of dry glaze materials yields a full five-gallon bucket of glaze, we can extrapolate and estimate that since the dry materials weigh 3180 grams (including the CMC gum), this recipe should make about six quarts, which is a lot of underglaze base. If you want more or less underglaze base, just proportionally adjust the number of grams of everything, and adjust the quantity of CMC liquid and underglaze liquid that you prepare.

The Great Garage Sale Event was held at the February Meeting. Approximately, \$120.00 was raised for the Guild.

There were a number of interesting items: Small slump molds; wooden texture stamps; books; magazine; firing cones; kiln wash; small bisqued circles to paint for coasters(there was lots of discussion about what to do with them). Many happy potters are now enjoying their new treasures. Thanks for all who donated their items.

Contact the Newsletter Team

We need your input! Committee Chairs and all Guild members are encouraged to submit ideas and articles for upcoming issues. If you would like to join the newsletter team let us know. Deadline for the May Issue is April 21, 2017. Publication date is May 1st, 2017. Email submissions to: newsletter@ottawaguildofpotters.ca

"If you really want to do something, you'll find a way. If you don't, you'll find an excuse."
-- Jim Rohn